



Lithgow City Council

Community Research | Online Survey

Prepared by: Micromex Research
Date: October 30, 2024

Report Outline

<u>Research Objectives and Sample</u>	3
<u>Summary Findings</u>	5
Detailed Results	
<u>1. Living in the Lithgow LGA</u>	7
<u>2. Priority Issues</u>	20
<u>3. Resilience</u>	23
<u>Appendix 1: Additional Analyses</u>	31
<u>Appendix 2: Questionnaire</u>	48

Methodology and Sample

Sample selection

The opt-in online survey link was made available by the Lithgow City Council. 168 participants completed the full survey.

Data analysis

The data within this report was analysed using Q Professional. All percentages are calculated to the nearest whole number and therefore the total may not exactly equal 100%.

Comparisons are also made to the results from a phone survey of 601 randomly selected residents.

Important Note

As this survey data is from a self select sample, the results are only reflective of those who have participated, and cannot be generalised across the broader population.

Ratings questions

The Unipolar Scale of 1 to 5 was used in all rating questions, where 1 was the lowest support or concern and 5 the highest support or concern.

Top 2 Box (T2B): refers to the aggregate percentage (%) score of the top two scores (i.e. agree and strongly agree, concerned and very concerned, etc.)



Engagement Objectives

In September 2024, Lithgow City Council conducted a representative telephone survey of residents living in the Lithgow Local Government Area.

The results of this research have been reported separately.

For engagement purposes, Council also provided the community an opportunity to self complete the survey. An online link was made available on Council's website and across social media channels.

Why?

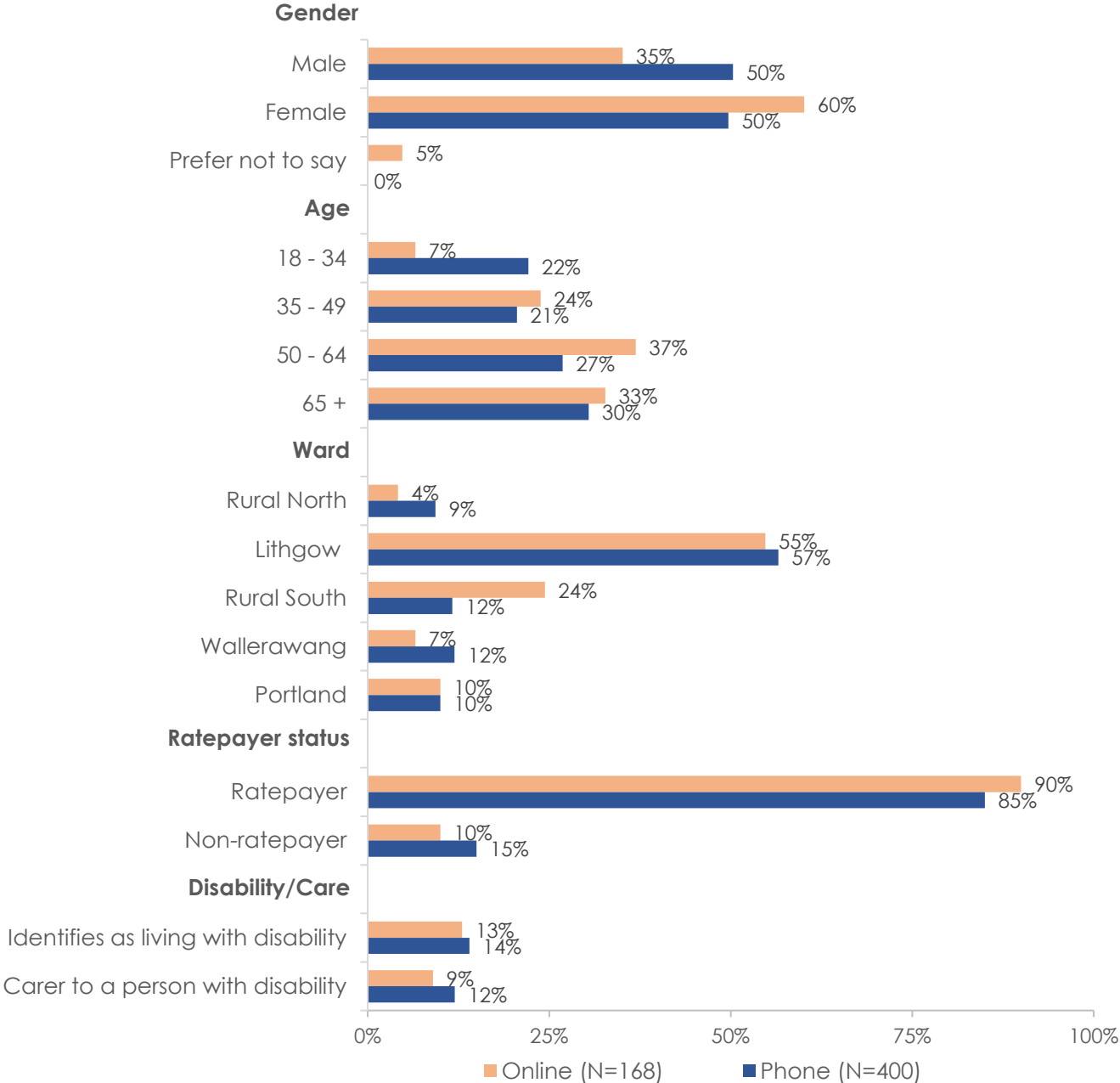
- To provide the community with an engagement opportunity around perception of Council's performance, quality of life, liveability statements, interaction with Council and community priorities.

How?

- N=168 completed online surveys

When?

- The link was open from 25th September to 6th October 2024



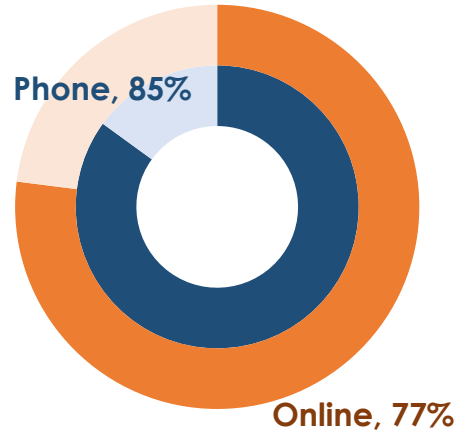
Suburb (Online only)	N=168
Lithgow	24%
Portland	10%
Little Hartley	9%
Bowenfels	8%
Wallerawang	7%
Hartley	6%
South Bowenfels	6%
Morts Estate	4%
Hermitage Flat	3%
Kanimbla	3%
Littleton	3%
Ganbenang	2%
McKellars Park	2%
Oakey Park	2%
Rydal	2%
Blackman's Flat	1%
Capertee	1%
Cobar Park	1%
Corney Town	1%
Cullen Bullen	1%
Glen Davis	1%
Hampton	1%
Hartley Vale	1%
Marrangaroo	1%
Sheedys Gully	1%
Sodwalls	1%
Tarana	1%
Vale of Clwydd	1%

Summary Findings



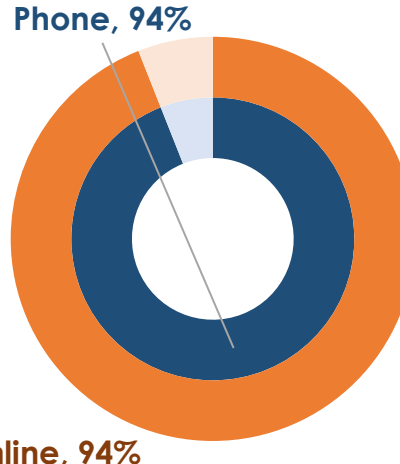
Summary Findings

Quality of life



77% of Online respondents rated their quality of life as 'good' to 'excellent' – compared to 85% of Phone respondents

Prepared to respond to significant shocks/ stressors



94% of Online respondents feel at least somewhat prepared to respond to shocks and stressors – in line with Phone respondents.



80% of Online respondents feel safe during the day

What do Online respondents love the most?

- 49%** Natural environment
- 40%** Sense of community/ friendly people
- 21%** Relaxed lifestyle/ peaceful
- 20%** Convenient/ central location
- 11%** Rural aspect/ country living

What do Online respondents want prioritised?

- 53%** Economic development
- 24%** Roads
- 23%** Infrastructure/ services/ facilities
- 20%** Environment (renewables/ sustainability/ etc.)
- 12%** Supporting tourism

What are Online respondents most concerned with?

(Q6 – Short term/sudden and everyday pressures)

- 86%** Bushfires
- 86%** Demand on roads
- 86%** Investment in infrastructure
- 78%** Limited capacity of local councils
- 76%** Lack of opportunities for young people

What do they support the most?

(Q4 and Q10)

- 92%** Access to clean, safe water
- 91%** Promoting local employment
- 91%** Access to health services and precincts
- 87%** Employment for young families
- 85%** Access to education



Living in the Lithgow LGA

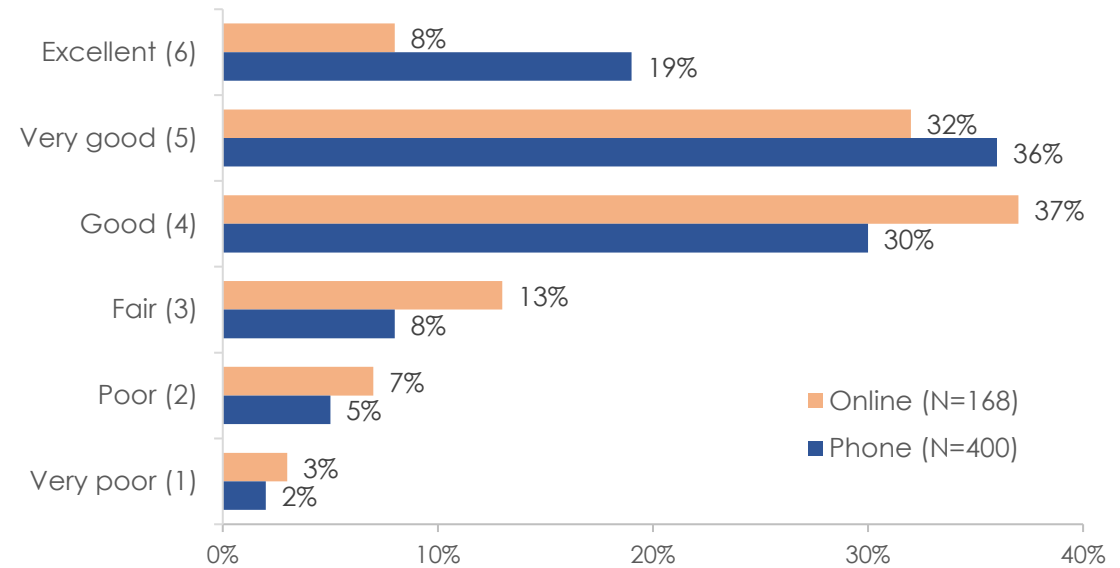
This section explores what residents love the most about living in Lithgow, what they would change, quality of life rating and agreement with liveability statements.

Section One

Quality of Life

Compared to Phone respondents, Online respondents rated their quality of life living in the Lithgow City LGA lower, with 77% rating their quality of life as 'good' to 'excellent'.

Younger residents, non-ratepayers and those who identify as living with disability rated their quality of life lower.



	Overall Online	Overall Phone	Gender		Age		Ratepayer status	
			Male	Female	Under 50	50+	Ratepayer	Non-ratepayer
Top 3 Box %	77%	85%	80%	79%	71%	80%	79%	63%
Mean rating	4.14	4.49	4.17	4.20	3.86	4.26	4.18	3.75
Base	168	400	59	101	51	117	152	16

	Area			Identifies as living with disability	
	Lithgow	Rural	Wallerawang/Portland	Yes	No
Top 3 Box %	74%	85%	75%	68%	79%
Mean rating	4.00	4.42	4.14	3.77	4.20
Base	92	48	28	22	146

Scale: 1 = very poor, 6 = excellent

Most Loved Aspects of Living in the Lithgow LGA

Online respondents value the natural environment elements of the Lithgow LGA, the sense of community, lifestyle and location.

Loved aspects	Online (N=168)	Phone (N=400)
Natural environment/beautiful clean area/scenery	49%▲	29%
Sense of community/friendly people	40%	29%
Relaxed lifestyle/peaceful	21%	21%
Convenient/central location	20%	24%
Rural aspect/country living	11%	14%
Climate/nice weather	9%	6%
Good facilities/services/infrastructure e.g. schools, medical	8%	3%
Ease of getting around/lack of traffic congestion	8%	6%
Affordability	5%	2%
Sports and recreational activities	5%	6%
Low population	4%	2%
Close to friends and family	3%	8%
History of the area	2%	1%
Always lived here/know the area well	2%	8%
Transport services	2%	1%
Employment opportunities	1%	5%
Good Council	1%	1%
Other	5%	4%
Don't know/nothing	6%	4%

What Could be Changed about Living in the Lithgow LGA

In line with Phone results, Online respondents would like to see change in the economic development of the LGA, improvements to roads and Council management and planning.

Areas of change	Online (N=1 68)	Phone (N=400)
Economic development e.g. attract more businesses/job opportunities/shopping	35%	34%
Upgrading/maintaining roads	26%	32%
Council management/planning/action	20%	23%
Recreational opportunities (particularly for youth) e.g. cinemas, restaurants, entertainment, activities	18%	16%
More/improved infrastructure/services/facilities e.g. health, education, sports, aged, etc.	14%	6%
Beautification/maintenance of the area	12%	7%
Environmental aspects e.g. renewable energy, natural disaster management	8%	2%
Supporting tourism	8%	7%
Cost of living/rates	7%	10%
More/improved public transport	5%	2%
Availability/affordability/quality of housing	5%	3%
Improved essential services e.g. waste collection, sewerage, water	5%	4%
Traffic management	4%	1%
Council communication/engagement	2%	1%
Community safety/crime prevention	2%	1%
Want the area to succeed/grow	2%	1%
Upgrading/maintaining footpaths and cycleways	2%	3%
Increased sense of community/cohesion/diversity of community	2%	2%
Managing population growth/development	2%	2%
Other comments	12%	3%
Don't know/nothing	2%	5%

Agreement with Liveability Statements – Highest / Lowest

In terms of highest and lowest levels of agreement for liveability statements, Online results are generally in line with Phone. Online respondents showed higher agreement for safety and sense of community and lower for economic planning and growth.

The following statement received the highest T2 box agreement ratings:

Online

Higher agreement	T2 Box
You feel safe during the day	80%
Living in Lithgow gives you a sense of living in a community	55%
There is a good range of community groups and support networks for residents	48%
Hospitals, medical and mental health services in the LGA are accessible and of good quality	48%
You feel safe during the night	48%

Phone

Higher agreement	T2 Box
You feel safe during the day	84%
You feel safe during the night	63%
Living in Lithgow gives you a sense of living in a community	62%
Quality education is available and accessible in the LGA	57%
Our natural environment is retaining its beauty	56%

The following statements received the lowest T2 box agreement ratings:

Online

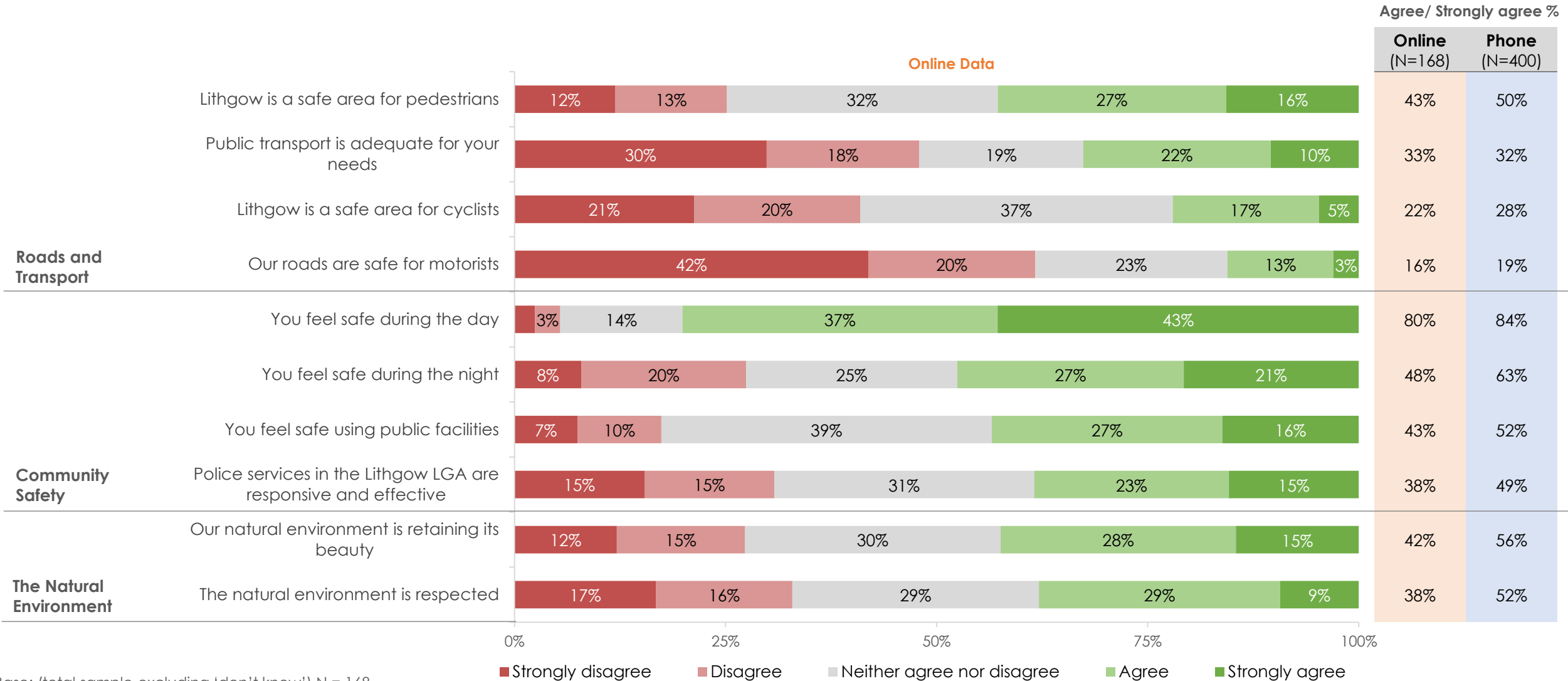
Lower agreement	T2 Box
The local economy is ready for the future	4%
Council is focused on the future and plans well to help secure the community's long-term future	4%
Young people are likely to get a local, quality job in the future	5%
There is sufficient planning for local economic growth and development	5%
The Lithgow Council encourages and supports a diverse range of industries and businesses	7%

Phone

Lower agreement	T2 Box
There is sufficient planning for local economic growth and development	5%
Young people are likely to get a local, quality job in the future	8%
The local economy is ready for the future	8%
Council is focused on the future and plans well to help secure the community's long-term future	9%
Council adequately considers community concerns and views in making decisions	10%

Agreement with Liveability Statements

80% of Online respondents agree with the statement 'you feel safe during the day', whilst 48% agree with the statement 'you feel safe during the night'. Compared to Phone respondents, larger gaps in agreement are evident for safety (at night and Police response) and natural environment measures.



Base: (total sample excluding 'don't know') N = 168

Note: Data labels <3% are not shown above

Q3b. Please indicate your level of agreement for each statement.

Please see Appendix 1 for results by demographics 12

Agreement with Liveability Statements

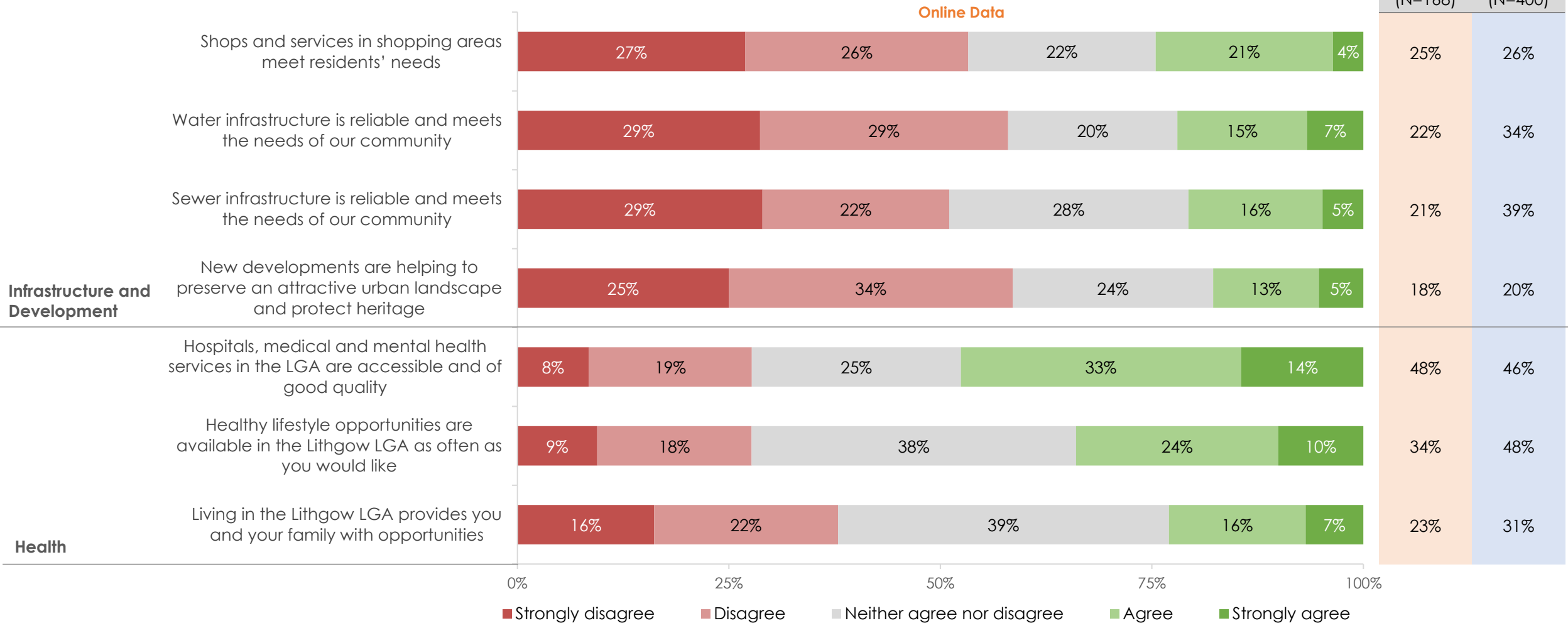
The tables below show the difference in agreement and disagreement for liveability statements for Online and Phone respondents.

Online respondents tend to have a more negative perception compared to Phone respondents for the adequacy of public transport, safety during the night and natural environment measures.

	DISAGREE versus AGREE					
	Bottom 2 Box %			Top 2 Box %		
	Online	Phone	Difference	Online	Phone	Difference
Roads and Transport						
<i>Column % - sorted Online T2 Box % high to low</i>						
Lithgow is a safe area for pedestrians	25%	21%	4%	43%	50%	-7%
Public transport is adequate for your needs	48%	37%	11%	33%	32%	1%
Lithgow is a safe area for cyclists	41%	36%	5%	22%	28%	-6%
Our roads are safe for motorists	62%	55%	7%	16%	19%	-3%
Community Safety						
<i>Column % - sorted Online T2 Box % high to low</i>						
You feel safe during the day	5%	2%	3%	80%	84%	-4%
You feel safe during the night	27%	15%	12%	48%	63%	-15%
You feel safe using public facilities	17%	18%	-1%	43%	52%	-9%
Police services in the Lithgow Local Government Area are responsive and effective	31%	22%	9%	38%	49%	-11%
The Natural Environment						
<i>Column % - sorted Online T2 Box % high to low</i>						
Our natural environment is retaining its beauty	27%	13%	14%	42%	56%	-14%
The natural environment is respected	33%	17%	16%	38%	52%	-14%

Agreement with Liveability Statements

Online respondents expressed low levels of agreement with Health and Infrastructure measures, with more than 50% disagreeing with Infrastructure and Development criteria. Compared to Phone respondents, the largest gap in agreement is for sewer infrastructure (21% agree cf. 39%).



Base: (total sample excluding 'don't know') N = 168

Q3b. Please indicate your level of agreement for each statement.

Please see Appendix 1 for results by demographics 14

Agreement with Liveability Statements

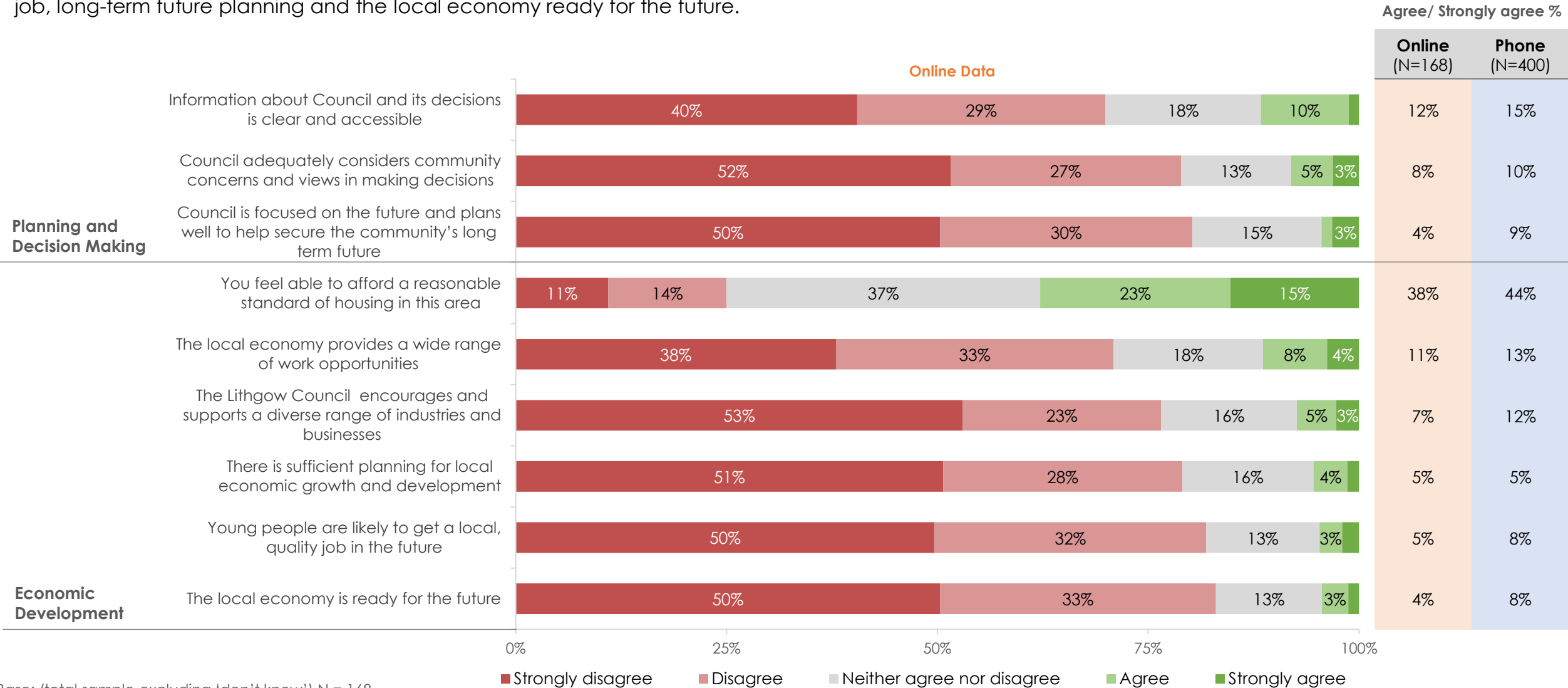
Looking again at the difference in agreement and disagreement for liveability statements for Online and Phone respondents.

Online respondents tend to be much more negative compared to Phone respondents for Infrastructure and Development. Notably, Online respondents rated the reliability of sewer infrastructure significantly lower (51% negative) compared to Phone respondents (30% negative).

Infrastructure and Development	DISAGREE versus AGREE					
	Bottom 2 Box %			Top 2 Box %		
	Online	Phone	Difference	Online	Phone	Difference
<i>Column % - sorted Online T2 Box % high to low</i>						
Shops and services in shopping areas meet residents' needs	53%	46%	7%	25%	26%	-1%
Water infrastructure is reliable and meets the needs of our community	58%	42%	16%	22%	34%	-12%
Sewer infrastructure is reliable and meets the needs of our community	51%	30%	21%	21%	39%	-18%
New developments are helping to preserve an attractive urban landscape and protect heritage	59%	42%	17%	18%	20%	-2%
Health	Bottom 2 Box %			Top 2 Box %		
<i>Column % - sorted Online T2 Box % high to low</i>						
Hospitals, medical and mental health services in the LGA are accessible and of good quality	28%	30%	-2%	48%	46%	2%
Healthy lifestyle opportunities are available in the Lithgow LGA as often as you would like	28%	18%	10%	34%	48%	-14%
Living in the Lithgow LGA provides you and your family with opportunities	38%	34%	4%	23%	31%	-8%

Agreement with Liveability Statements

Very low levels of agreement was seen for statements within the Planning and Decision Making and Economic Development pillars across both Online and Phone respondents. Top 2 box scores of 5% or less was seen for sufficient planning for economic growth and development, young people able to get a local job, long-term future planning and the local economy ready for the future.



Base: (total sample excluding 'don't know') N = 168

Note: Data labels <3% are not shown above

Q3b. Please indicate your level of agreement for each statement.

Please see Appendix 1 for results by demographics 16

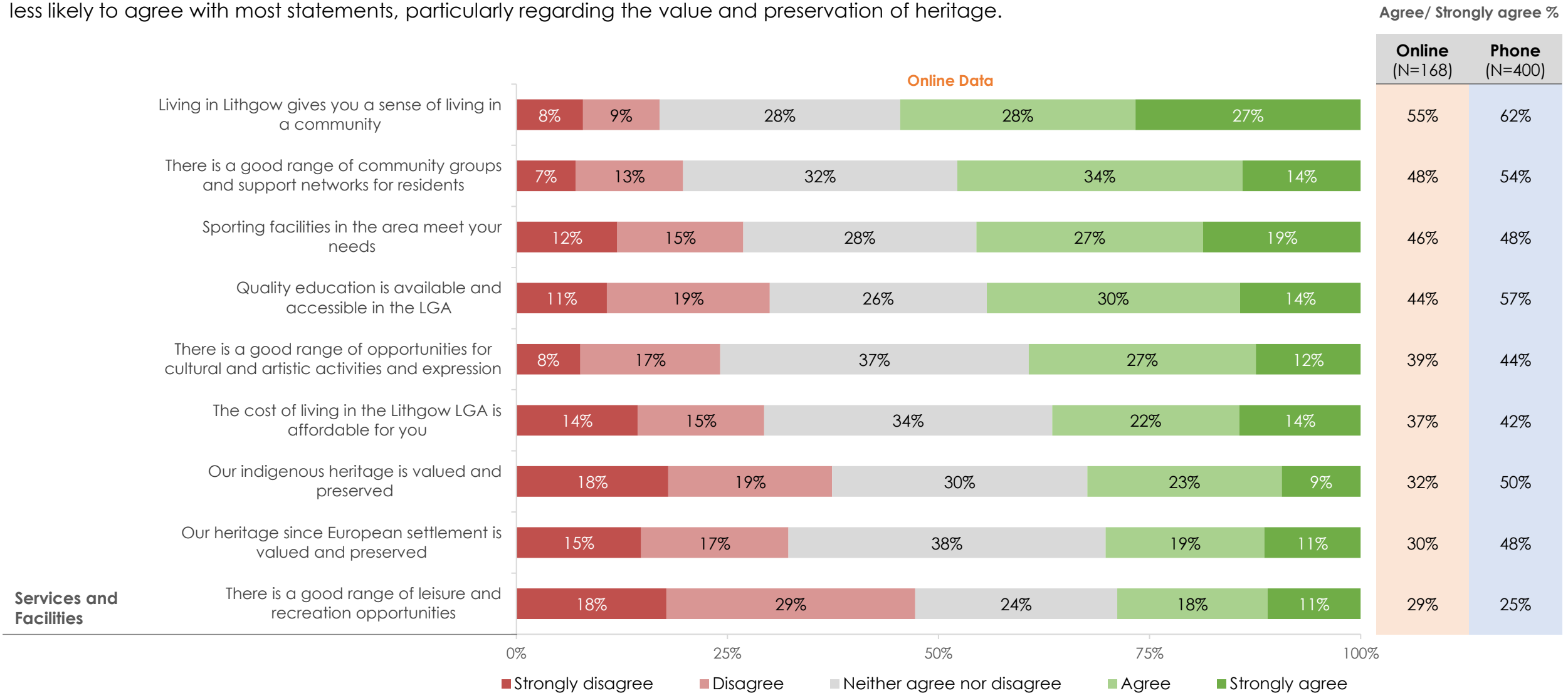
Agreement with Liveability Statements

Compared to Phone respondents, Online respondents are more negative towards the accessibility of Council information, work opportunities, young people getting a quality job in the area and future readiness of the local economy.

Planning and Decision Making	DISAGREE versus AGREE					
	Bottom 2 Box %			Top 2 Box %		
	Online	Phone	Difference	Online	Phone	Difference
<i>Column % - sorted Online T2 Box % high to low</i>						
Information about Council and its decisions is clear and accessible	70%	59%	11%	12%	15%	-3%
Council adequately considers community concerns and views in making decisions	79%	73%	6%	8%	10%	-2%
Council is focused on the future and plans well to help secure the community's long-term future	80%	71%	9%	4%	9%	-5%
Economic Development	Bottom 2 Box %			Top 2 Box %		
<i>Column % - sorted Online T2 Box % high to low</i>						
You feel able to afford a reasonable standard of housing in this area	25%	25%	0%	38%	44%	-6%
The local economy provides a wide range of work opportunities	71%	60%	11%	11%	13%	-2%
The Lithgow Council encourages and supports a diverse range of industries and businesses	77%	68%	9%	7%	12%	-5%
There is sufficient planning for local economic growth and development	79%	71%	8%	5%	5%	0%
Young people are likely to get a local, quality job in the future	82%	68%	14%	5%	8%	-3%
The local economy is ready for the future	83%	70%	13%	4%	8%	-4%

Agreement with Liveability Statements

Within the Services and Facilities pillar, agreement was highest for 'living in Lithgow gives you a sense of living in a community' (55%) and lowest for 'there is a good range of leisure and recreation opportunities' (29%). Compared to Phone respondents, Online respondents are less likely to agree with most statements, particularly regarding the value and preservation of heritage.



Base: (total sample excluding 'don't know') N = 168

Q3b. Please indicate your level of agreement for each statement.

Please see Appendix 1 for results by demographics 18

Agreement with Liveability Statements

Larger gaps in disagreement across Online and Phone respondents are evident for the preservation and value of Indigenous heritage, availability of accessibility of quality education and the preservation and value of heritage since European settlement.

Services and Facilities	DISAGREE versus AGREE					
	Bottom 2 Box %			Top 2 Box %		
	Online	Phone	Difference	Online	Phone	Difference
<i>Column % - sorted Online T2 Box % high to low</i>						
Living in Lithgow gives you a sense of living in a community	17%	17%	0%	55%	62%	-7%
There is a good range of community groups and support networks for residents	20%	19%	1%	48%	54%	-6%
Sporting facilities in the area meet your needs	27%	23%	4%	46%	48%	-2%
Quality education is available and accessible in the LGA	30%	16%	14%	44%	57%	-13%
There is a good range of opportunities for cultural and artistic activities and expression	24%	18%	6%	39%	44%	-5%
The cost of living in the Lithgow LGA is affordable for you	29%	32%	-3%	37%	42%	-5%
Our indigenous heritage is valued and preserved	37%	20%	17%	32%	50%	-18%
Our heritage since European settlement is valued and preserved	32%	20%	12%	30%	48%	-18%
There is a good range of leisure and recreation opportunities	47%	46%	1%	29%	25%	4%



Priority Issues

This section explores what residents believe are the highest priority issues for the next 10 years and level of support for projects and initiatives.

Section Two

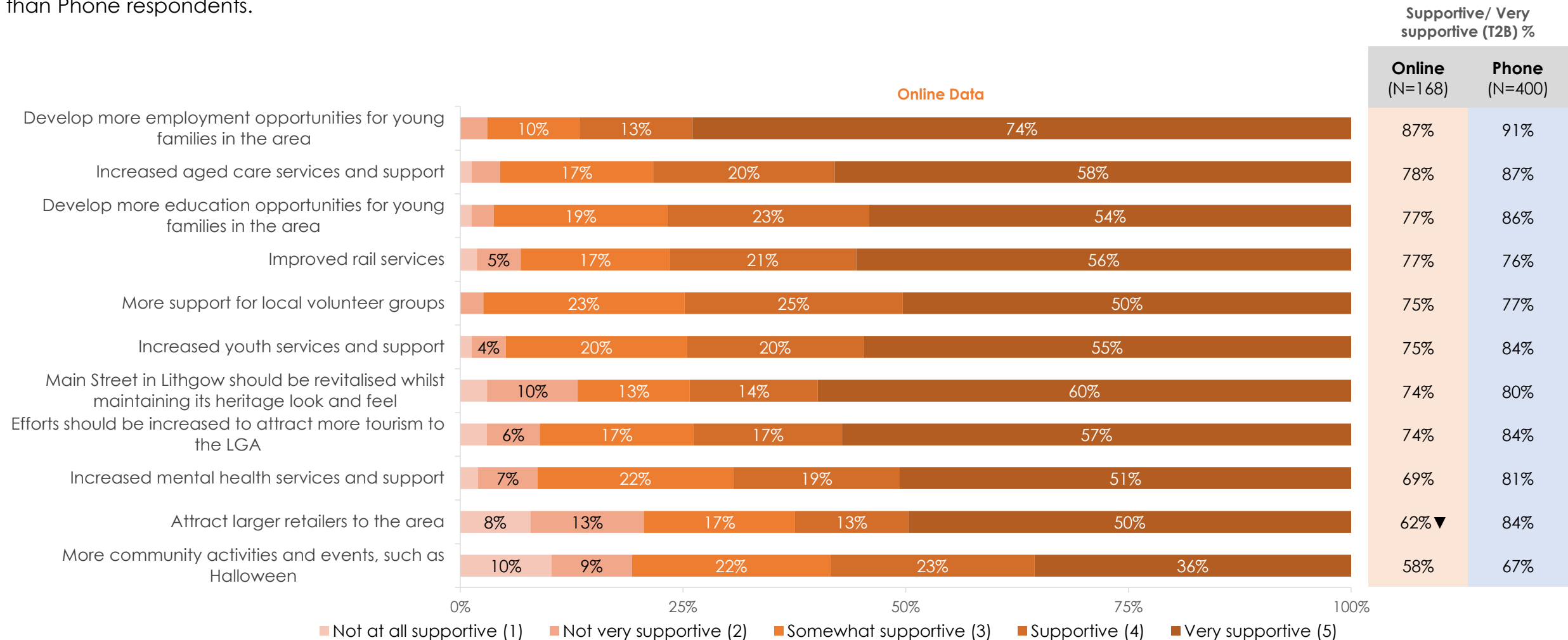
Highest Priority Issues for the Community in the Next 10 Years

Economic development, roads, infrastructure and services and environmental aspects remain high priority issues for online respondents. They placed a higher level of priority on environmental aspects and tourism compared to Phone residents.

Priority areas	Online (N=168)	Phone (N=400)
Economic development e.g. attract more businesses/job opportunities/shopping	53%	58%
Upgrading/maintaining roads	24%	24%
More/improved infrastructure/services/facilities e.g. health, education, aged, sports, community services, etc.	23%	20%
Environmental aspects e.g. renewable energy, sustainability, climate change, power plant, natural disaster management and protecting the environment	20%	11%
Supporting tourism	12%	5%
Availability/affordability of housing/land	10%	8%
Managing growth/development e.g. retaining/attracting people in the area, plan for growth	8%	7%
Recreational opportunities (particularly for youth)	8%	8%
Council management	7%	6%
Cost of living/rates	7%	7%
Beautification/maintenance of the area	5%	2%
Improving essential services e.g. waste, sewerage, water	5%	3%
Public transport	4%	2%
Managing growth/development e.g. stop overdevelopment, keep rural feel	4%	1%
Traffic management	3%	0%
Community safety/crime prevention	2%	1%
Reception/internet coverage	1%	0%
Other comments	7%	4%

Support for Future Projects and Initiatives

Support is highest overall for developing more employment opportunities for young families in the area, with 87% of Online respondents supportive/very supportive (74% commitment to the top box 'very supportive'). Online respondents are notably less supportive of Council attracting larger retailers to the area than Phone respondents.



Note: Label for results <4% have not been shown above
 Base: Total - 'Don't know' responses have been excluded

Note:▲/▼ = difference equal to/greater than 20% between phone and online
 Please see Appendix 1 for results by demographics

Q4. I'm now going to read out a list of some projects and initiatives that could be implemented across the LGA over the coming years. Council may be directly involved in providing these initiatives, or it may lobby other levels of government for their support. For each one, please rate your level of support.



Section Three

Resilience

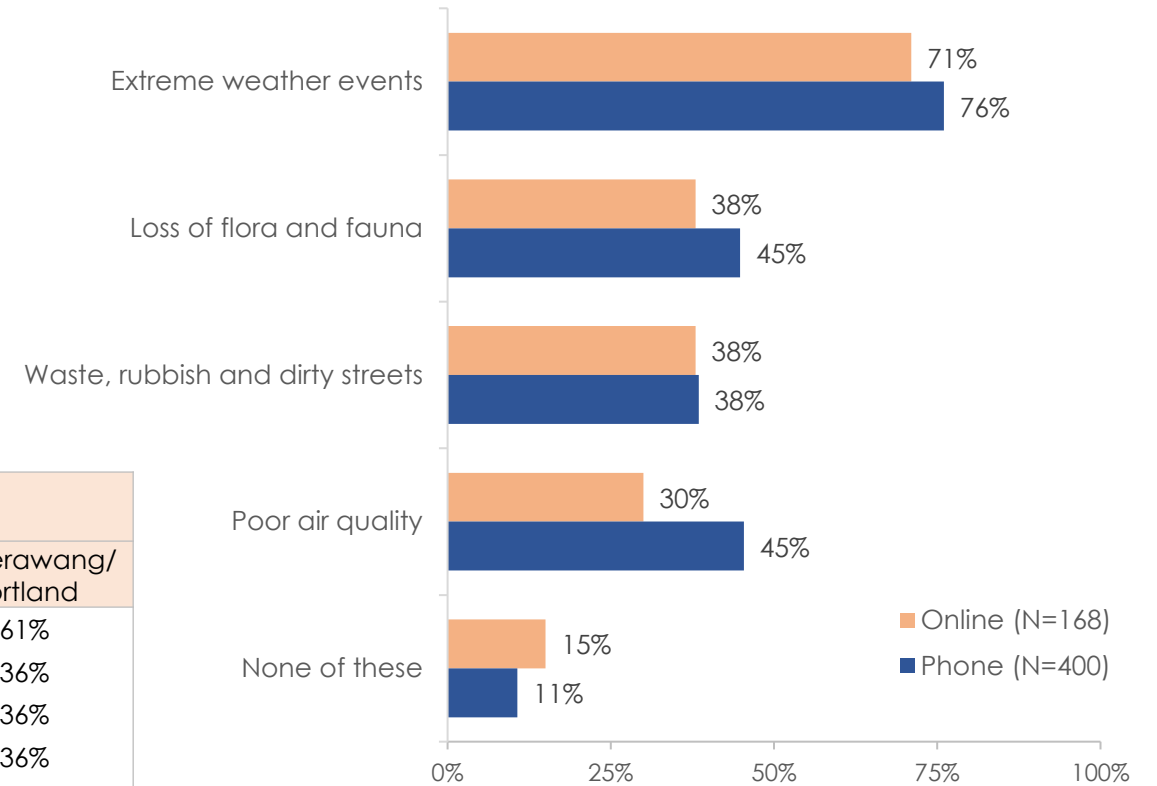
This section looks at the issues residents have dealt with in the last few years, how concerned they are about future shocks and stresses, how prepared they feel in dealing with these shocks and who they could ask for support in a crisis.

Environmental Issues

71% of Online respondents stated they have experienced extreme weather events in the last 2 years. Compared to Phone respondents, Online respondents were less likely to state they have experience poor air quality (30% cf. 45%).

Rural residents were more likely to have experienced extreme weather events in the last 2 years.

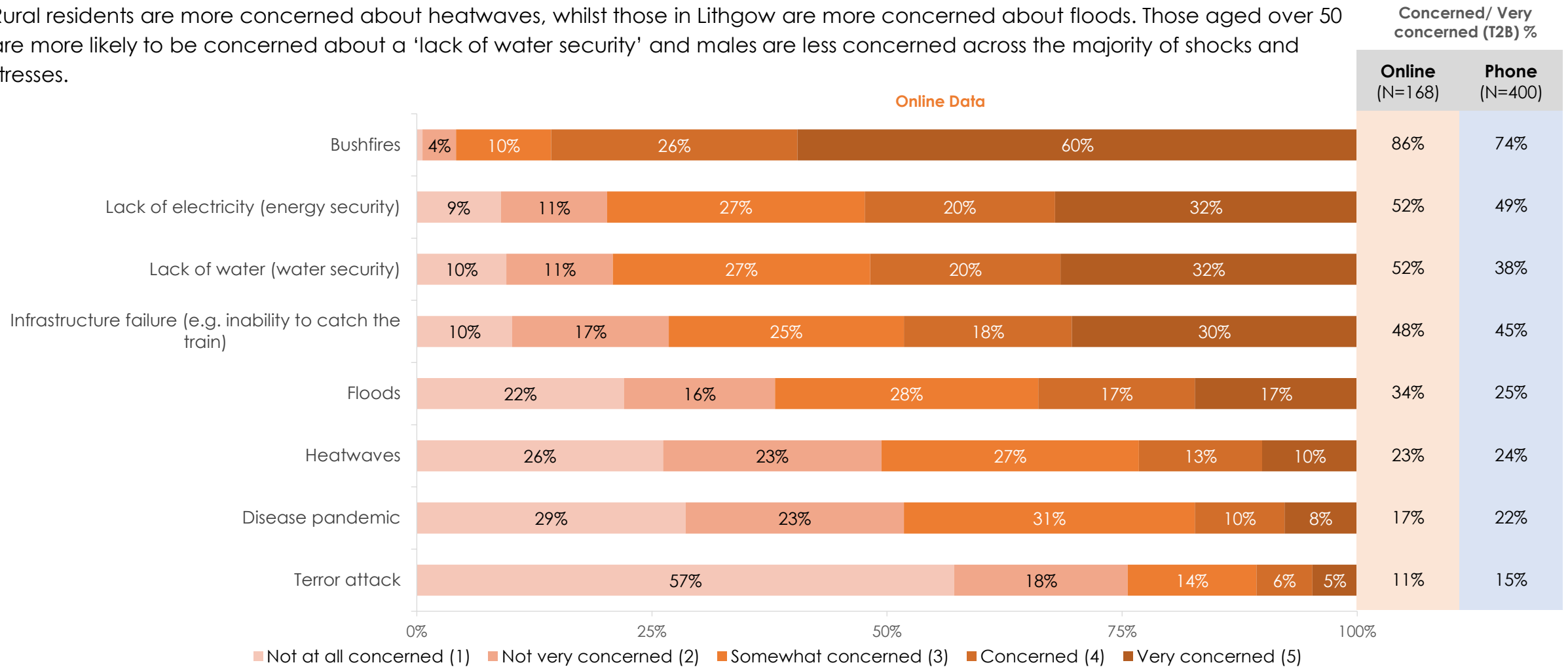
	Overall Online	Area		
		Lithgow	Rural	Wallerawang/Portland
Extreme weather events	71%	68%	81%	61%
Loss of flora and fauna	38%	38%	40%	36%
Waste, rubbish and dirty streets	38%	39%	38%	36%
Poor air quality	30%	25%	38%	36%
None of these	15%	17%	8%	21%
Base	168	92	48	28



Concern for Short-term / Sudden Shocks and Stresses

In terms of short-term or sudden events, 60% of Online respondents are 'very concerned' about bushfires. Compared to Phone respondents, Online respondents are notably more concerned about a lack of water and bushfires.

Rural residents are more concerned about heatwaves, whilst those in Lithgow are more concerned about floods. Those aged over 50 are more likely to be concerned about a 'lack of water security' and males are less concerned across the majority of shocks and stresses.

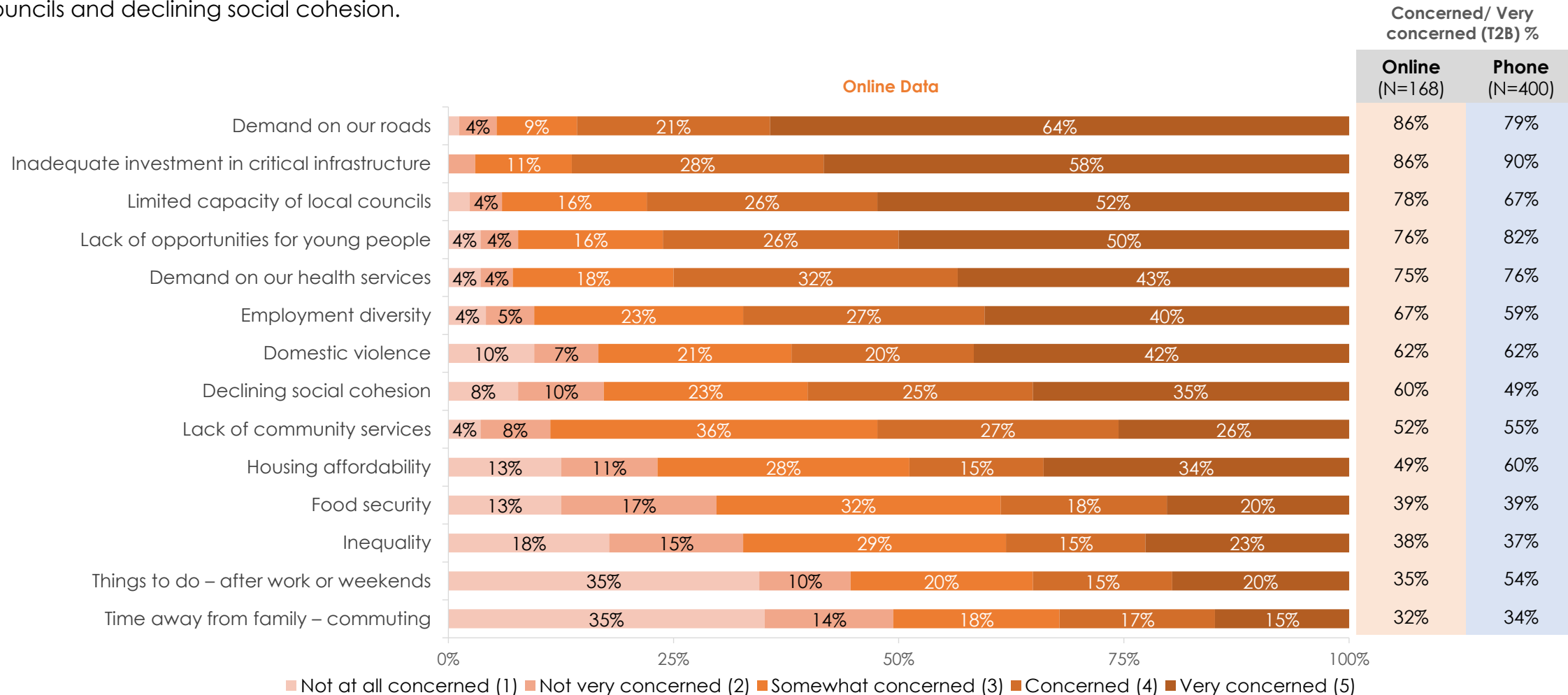


Concerned/Very concerned (T2B) %
Online (N=168)
Phone (N=400)

Q6. Lithgow City Council is developing a resilience strategy and has identified the following shocks and stresses that may impact the community. Shocks are sudden, sharp events that threaten the immediate wellbeing of a city. Stresses are everyday life pressures. How concerned are you about the following?

Concern for Everyday Pressures

In terms of everyday pressures, Online respondents are most concerned with the demand on roads (86%) and investment in infrastructure (86%). Compared to Phone respondents, Online respondents have a greater level of concern for the limited capacity of local councils and declining social cohesion.



Note: Label for results <4% have not been shown above

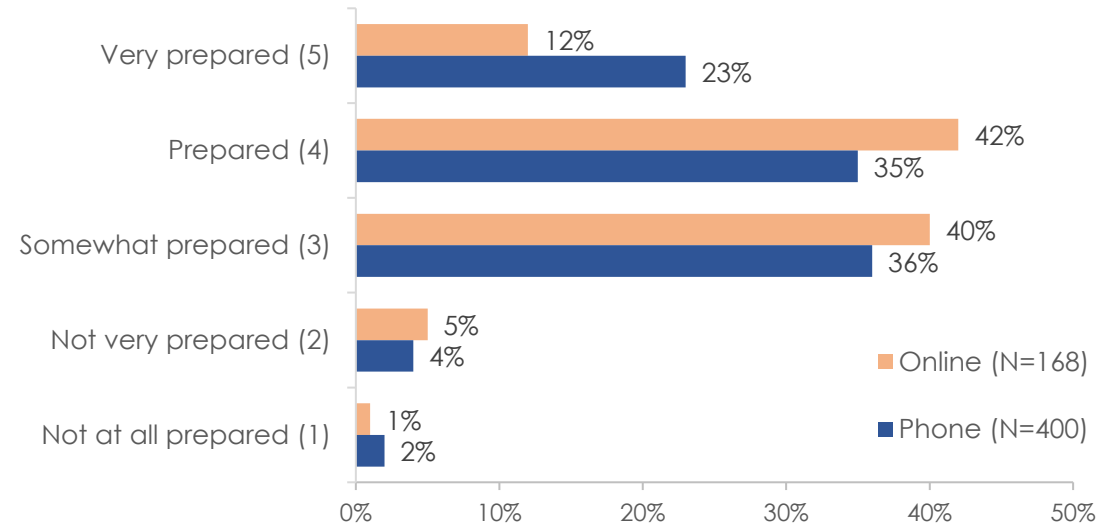
Q6. Lithgow City Council is developing a resilience strategy and has identified the following shocks and stresses that may impact the community. Shocks are sudden, sharp events that threaten the immediate wellbeing of a city. Stresses are everyday life pressures. How concerned are you about the following?

Please see Appendix 1 for results by demographics

Preparing for Significant Shocks and Stressors

96% of Online respondents feel at least somewhat prepared to respond to shocks and stressors, with 54% feeling prepared/ very prepared – in line with Phone.

Those residing in Lithgow feel significantly less prepared to respond to significant shocks and stressors than outer areas.



	Overall Online	Overall Phone	Gender		Age		Ratepayer status	
			Male	Female	Under 50	50+	Ratepayer	Non-ratepayer
Top 2 Box %	54%	58%	63%	48%	53%	54%	53%	63%
Top 3 Box %	94%	94%	97%	93%	92%	95%	94%	94%
Mean rating	3.58	3.72	3.73	3.50	3.55	3.60	3.59	3.50
Base	168	400	59	101	51	117	152	16

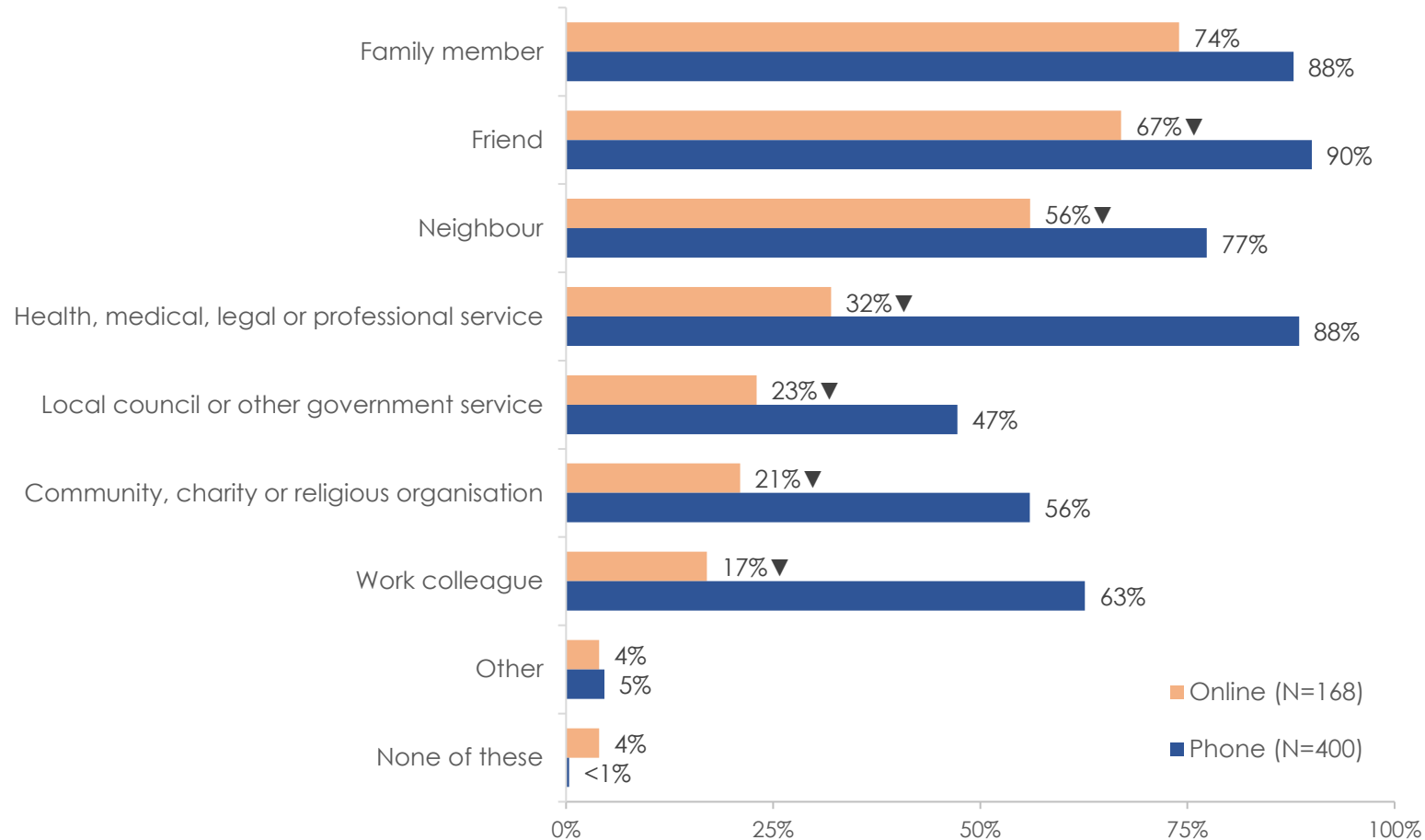
	Area			Identifies as living with disability	
	Lithgow	Rural	Wallerawang/Portland	Yes	No
Top 2 Box %	45%	65%	64%	45%	55%
Top 3 Box %	91%	98%	96%	82%	96%
Mean rating	3.41	3.75	3.86	3.41	3.61
Base	92	48	28	22	146

Scale: 1 = not at all prepared, 5 = very prepared

A significantly higher/lower percentage/rating (by group) 27

Support in a Crisis

More than 50% of Online respondents feel able to seek support from a neighbour, friend or family member. Online respondents feel less able to ask for support in a crisis compared to Phone respondents.

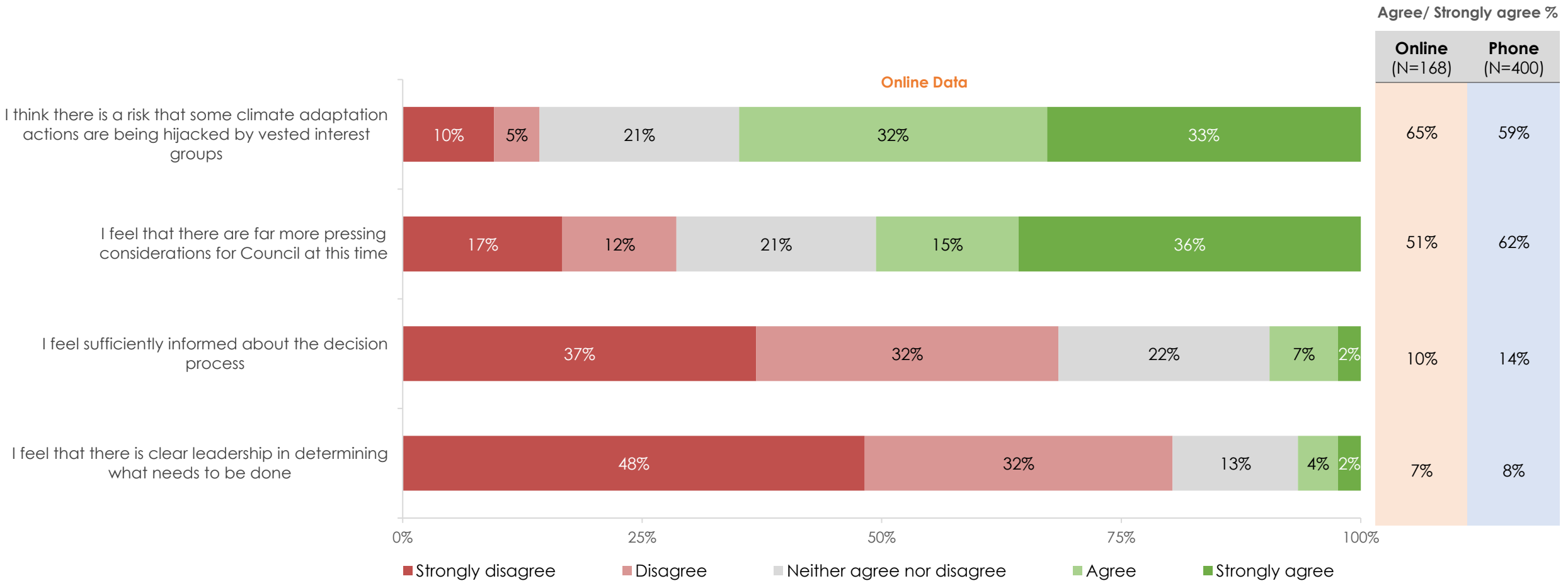


Note:▲/▼ = difference equal to/greater than 20% between phone and online
Please see Appendix 1 for results by demographics

Council's Response to Climate Change

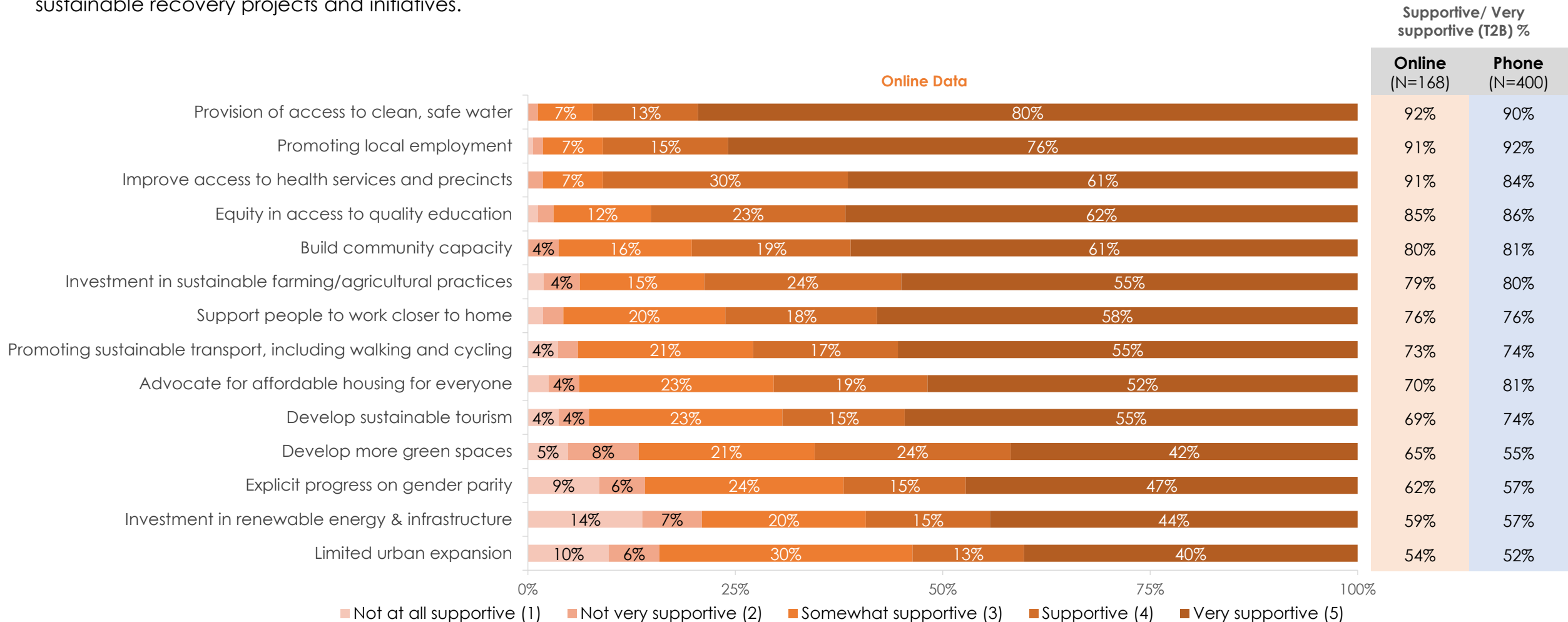
In terms of Council's response to climate change, 65% feel that some climate adaptation actions are being hijacked by vested interest groups.

80% disagree that there is clear leadership in determining what needs to be done.



Support for Sustainable Recovery Projects and Initiatives

In order to promote a sustainable recovery after natural disaster or pandemic, Online respondents are most supportive of the provision of clean, safe water, promoting local employment, and improving access to health services/precincts. More than 50% of Online respondents are supportive/ very supportive of all sustainable recovery projects and initiatives.



Note: Label for results <4% have not been shown above
 Base: Total - 'Don't know' responses have been excluded

Q10. I'm now going to read out a list of some projects and initiatives that could be implemented for Australia to promote a sustainable recovery after extended drought periods, natural disaster or pandemic. Council may be directly involved in providing these initiatives, or it may lobby other levels of government for their support. For each one, please rate your level of support.



Additional Analyses

Appendix 1

Agreement with Liveability Statements

Roads and Transport 'Agree / Strongly agree (T2B) %'	Overall	Gender		Age		Ratepayer status	
		Male	Female	Under 50	50+	Ratepayer	Non-ratepayer
Lithgow is a safe area for pedestrians	43%	52%	40%	38%	45%	43%	43%
Public transport is adequate for your needs	33%	38%	30%	33%	33%	31%	44%
Lithgow is a safe area for cyclists	22%	28%	19%	11%	27%	23%	8%
Our roads are safe for motorists	16%	15%	17%	20%	14%	17%	6%
Base	168	59	101	51	117	152	16

Roads and Transport 'Agree / Strongly agree (T2B) %'	Ward			Identifies as living with disability	
	Lithgow	Rural	Wallerawang/ Portland	Yes	No
Lithgow is a safe area for pedestrians	43%	47%	37%	40%	43%
Public transport is adequate for your needs	42%	26%	16%	29%	33%
Lithgow is a safe area for cyclists	27%	11%	24%	20%	22%
Our roads are safe for motorists	14%	21%	11%	14%	16%
Base	92	48	28	22	146

Community Safety 'Agree / Strongly agree (T2B) %'	Overall	Gender		Age		Ratepayer status	
		Male	Female	Under 50	50+	Ratepayer	Non-ratepayer
You feel safe during the day	80%	83%	80%	78%	81%	80%	81%
You feel safe during the night	48%	54%	46%	45%	49%	48%	44%
You feel safe using public facilities	43%	53%	40%	44%	43%	44%	38%
Police services in the Lithgow LGA are responsive and effective	38%	47%	35%	41%	37%	37%	54%
Base	168	59	101	51	117	152	16

Community Safety 'Agree / Strongly agree (T2B) %'	Area			Identifies as living with disability	
	Lithgow	Rural	Wallerawang/ Portland	Yes	No
You feel safe during the day	78%	79%	89%	71%	81%
You feel safe during the night	42%	51%	61%	48%	48%
You feel safe using public facilities	47%	34%	50%	43%	44%
Police services in the Lithgow LGA are responsive and effective	42%	34%	35%	30%	40%
Base	92	48	28	22	146

Base: Total - 'Don't know' responses have been excluded

Q3b. Please indicate your level of agreement for each statement.

A significantly higher/lower percentage (by group) 32

Agreement with Liveability Statements

Natural Environment 'Agree / Strongly agree (T2B) %'	Overall	Gender		Age		Ratepayer status	
		Male	Female	Under 50	50+	Ratepayer	Non-ratepayer
Our natural environment is retaining its beauty	42%	53%	37%	45%	41%	42%	50%
The natural environment is respected	38%	45%	35%	48%	34%	37%	44%
Base	168	59	101	51	117	152	16

Natural Environment 'Agree / Strongly agree (T2B) %'	Ward			Identifies as living with disability	
	Lithgow	Rural	Wallerawang/ Portland	Yes	No
Our natural environment is retaining its beauty	39%	37%	63%	45%	42%
The natural environment is respected	37%	30%	54%	32%	39%
Base	92	48	28	22	146

Infrastructure and Development 'Agree / Strongly agree (T2B) %'	Overall	Gender		Age		Ratepayer status	
		Male	Female	Under 50	50+	Ratepayer	Non-ratepayer
Shops and services in shopping areas meet residents' needs	25%	24%	27%	25%	24%	25%	19%
Water infrastructure is reliable and meets the needs of our community	22%	28%	20%	24%	21%	22%	25%
Sewer infrastructure is reliable and meets the needs of our community	21%	30%	17%	29%	17%	19%	38%
New developments are helping to preserve an attractive urban landscape and protect heritage	18%	19%	19%	15%	19%	18%	13%
Base	168	59	101	51	117	152	16

Infrastructure and Development 'Agree / Strongly agree (T2B) %'	Area			Identifies as living with disability	
	Lithgow	Rural	Wallerawang/ Portland	Yes	No
Shops and services in shopping areas meet residents' needs	24%	25%	25%	18%	26%
Water infrastructure is reliable and meets the needs of our community	30%	6%	18%	18%	23%
Sewer infrastructure is reliable and meets the needs of our community	24%	6%	27%	23%	20%
New developments are helping to preserve an attractive urban landscape and protect heritage	18%	12%	27%	15%	18%
Base	92	48	28	22	146

Base: Total - 'Don't know' responses have been excluded

Q3b. Please indicate your level of agreement for each statement.

A significantly higher/lower percentage (by group) 33

Agreement with Liveability Statements

Planning and Decision Making 'Agree / Strongly agree (T2B) %'	Overall	Gender		Age		Ratepayer status	
		Male	Female	Under 50	50+	Ratepayer	Non-ratepayer
Information about Council and its decisions is clear and accessible	12%	17%	8%	10%	12%	12%	7%
Council adequately considers community concerns and views in making decisions	8%	11%	7%	8%	8%	8%	13%
Council is focused on the future and plans well to help secure the community's long-term future	4%	4%	5%	6%	4%	5%	0%
Base	168	59	101	51	117	152	16

Planning and Decision Making 'Agree / Strongly agree (T2B) %'	Ward			Identifies as living with disability	
	Lithgow	Rural	Wallerawang/ Portland	Yes	No
Information about Council and its decisions is clear and accessible	11%	13%	11%	18%	11%
Council adequately considers community concerns and views in making decisions	8%	11%	4%	5%	9%
Council is focused on the future and plans well to help secure the community's long-term future	5%	5%	4%	9%	4%
Base	92	48	28	22	146

Health 'Agree / Strongly agree (T2B) %'	Overall	Gender		Age		Ratepayer status	
		Male	Female	Under 50	50+	Ratepayer	Non-ratepayer
Hospitals, medical and mental health services in the LGA are accessible and of good quality	48%	53%	47%	37%	52%	47%	56%
Healthy lifestyle opportunities are available in the Lithgow LGA as often as you would like	34%	38%	33%	31%	35%	35%	25%
Living in the Lithgow LGA provides you and your family with opportunities	23%	27%	23%	26%	22%	23%	25%
Base	168	59	101	51	117	152	16

Health 'Agree / Strongly agree (T2B) %'	Ward			Identifies as living with disability	
	Lithgow	Rural	Wallerawang/ Portland	Yes	No
Hospitals, medical and mental health services in the LGA are accessible and of good quality	44%	58%	41%	41%	49%
Healthy lifestyle opportunities are available in the Lithgow LGA as often as you would like	30%	44%	28%	29%	35%
Living in the Lithgow LGA provides you and your family with opportunities	26%	20%	19%	24%	23%
Base	92	48	28	22	146

Base: Total - 'Don't know' responses have been excluded

Q3b. Please indicate your level of agreement for each statement.

Agreement with Liveability Statements

Services and Facilities 'Agree / Strongly agree (T2B) %'	Overall	Gender		Age		Ratepayer status	
		Male	Female	Under 50	50+	Ratepayer	Non-ratepayer
Living in Lithgow gives you a sense of living in a community	55%	55%	58%	43%	60%	54%	56%
There is a good range of community groups and support networks for residents	48%	58%	44%	45%	49%	48%	50%
Sporting facilities in the area meet your needs	46%	53%	43%	34%	51%	48%	25%
Quality education is available and accessible in the LGA	44%	43%	48%	32%	50%	43%	53%
There is a good range of opportunities for cultural and artistic activities and expression	39%	37%	41%	19%	48%	40%	36%
The cost of living in the Lithgow LGA is affordable for you	37%	46%	33%	35%	37%	38%	25%
Our indigenous heritage is valued and preserved	32%	35%	32%	31%	33%	31%	40%
Our heritage since European settlement is valued and preserved	30%	37%	28%	32%	30%	28%	47%
There is a good range of leisure and recreation opportunities	29%	34%	27%	29%	29%	29%	31%
Base	168	59	101	51	117	152	16

Services and Facilities 'Agree / Strongly agree (T2B) %'	Area			Identifies as living with disability	
	Lithgow	Rural	Wallerawang/ Portland	Yes	No
Living in Lithgow gives you a sense of living in a community	59%	49%	48%	50%	55%
There is a good range of community groups and support networks for residents	51%	49%	37%	32%	50%
Sporting facilities in the area meet your needs	49%	43%	40%	63%	43%
Quality education is available and accessible in the LGA	44%	41%	50%	35%	46%
There is a good range of opportunities for cultural and artistic activities and expression	39%	37%	46%	50%	38%
The cost of living in the Lithgow LGA is affordable for you	34%	46%	29%	23%	39%
Our indigenous heritage is valued and preserved	31%	28%	48%	32%	33%
Our heritage since European settlement is valued and preserved	31%	25%	35%	23%	31%
There is a good range of leisure and recreation opportunities	32%	24%	25%	23%	30%
Base	92	48	28	22	146

Base: Total - 'Don't know' responses have been excluded

Q3b. Please indicate your level of agreement for each statement.

A significantly higher/lower percentage (by group) 35

Agreement with Liveability Statements

Economic Development Growth 'Agree / Strongly agree (T2B) %'	Overall	Gender		Age		Ratepayer status	
		Male	Female	Under 50	50+	Ratepayer	Non-ratepayer
You feel able to afford a reasonable standard of housing in this area	38%	45%	37%	24%	44%	40%	20%
The local economy provides a wide range of work opportunities	11%	7%	15%	10%	12%	13%	0%
The Lithgow Council encourages and supports a diverse range of industries and businesses	7%	7%	8%	13%	5%	8%	0%
There is sufficient planning for local economic growth and development	5%	2%	8%	9%	4%	5%	7%
Young people are likely to get a local, quality job in the future	5%	2%	7%	8%	3%	5%	0%
The local economy is ready for the future	4%	2%	6%	6%	4%	4%	6%
Base	168	59	101	51	117	152	16

Economic Development Growth 'Agree / Strongly agree (T2B) %'	Area			Identifies as living with disability	
	Lithgow	Rural	Wallerawang/ Portland	Yes	No
You feel able to afford a reasonable standard of housing in this area	31%	47%	44%	24%	40%
The local economy provides a wide range of work opportunities	11%	14%	8%	5%	12%
The Lithgow Council encourages and supports a diverse range of industries and businesses	5%	11%	12%	5%	8%
There is sufficient planning for local economic growth and development	6%	5%	4%	5%	5%
Young people are likely to get a local, quality job in the future	6%	5%	0%	0%	5%
The local economy is ready for the future	4%	2%	7%	10%	4%
Base	92	48	28	22	146

Base: Total - 'Don't know' responses have been excluded

Q3b. Please indicate your level of agreement for each statement.

Support for Future Projects and Initiatives

'Supportive / Very supportive (T2B) %'	Overall	Gender		Age		Ratepayer status	
		Male	Female	Under 50	50+	Ratepayer	Non-ratepayer
Develop more employment opportunities for young families in the area	87%	88%	86%	84%	88%	86%	94%
Increased aged care services and support	78%	67%	83%	76%	79%	78%	77%
Develop more education opportunities for young families in the area	77%	77%	76%	77%	77%	77%	73%
Improved rail services	77%	74%	76%	75%	77%	75%	88%
More support for local volunteer groups	75%	75%	75%	67%	78%	75%	71%
Increased youth services and support	75%	72%	75%	69%	77%	73%	87%
Main Street in Lithgow should be revitalised whilst maintaining its heritage look and feel	74%	71%	78%	73%	75%	74%	81%
Efforts should be increased to attract more tourism to the LGA	74%	75%	74%	75%	74%	74%	69%
Increased mental health services and support	69%	58%	75%	67%	70%	68%	86%
Attract larger retailers to the area	62%	69%	57%	65%	61%	63%	56%
More community activities and events, such as Halloween	58%	59%	60%	67%	55%	57%	69%
Base	168	59	101	51	117	152	16

A significantly higher/lower percentage (by group)

Base: Total - 'Don't know' responses have been excluded

Q4. I'm now going to read out a list of some projects and initiatives that could be implemented across the LGA over the coming years. Council may be directly involved in providing these initiatives, or it may lobby other levels of government for their support. For each one, please rate your level of support.

Support for Future Projects and Initiatives

'Supportive / Very supportive (T2B) %'	Area			Identifies as living with disability	
	Lithgow	Rural	Wallerawang/ Portland	Yes	No
Develop more employment opportunities for young families in the area	89%	83%	86%	95%	85%
Increased aged care services and support	78%	81%	74%	82%	78%
Develop more education opportunities for young families in the area	76%	73%	85%	86%	75%
Improved rail services	81%	70%	71%	100%	73%
More support for local volunteer groups	74%	74%	81%	85%	73%
Increased youth services and support	77%	70%	73%	90%	72%
Main Street in Lithgow should be revitalised whilst maintaining its heritage look and feel	76%	74%	68%	82%	73%
Efforts should be increased to attract more tourism to the LGA	77%	69%	71%	91%	71%
Increased mental health services and support	72%	63%	71%	95%	66%
Attract larger retailers to the area	67%	55%	61%	67%	62%
More community activities and events, such as Halloween	67%	43%	57%	68%	57%
Base	92	48	28	22	146

A significantly higher/lower percentage (by group)

Base: Total - 'Don't know' responses have been excluded

Q4. I'm now going to read out a list of some projects and initiatives that could be implemented across the LGA over the coming years. Council may be directly involved in providing these initiatives, or it may lobby other levels of government for their support. For each one, please rate your level of support.

Concern for Short-term / Sudden Events

'Concerned / Very concerned (T2B) %'	Overall	Gender		Age		Ratepayer status	
		Male	Female	Under 50	50+	Ratepayer	Non-ratepayer
Bushfires	86%	78%	89%	90%	84%	86%	88%
Lack of electricity (energy security)	52%	46%	53%	47%	55%	53%	50%
Lack of water (water security)	52%	41%	56%	37%	58%	51%	56%
Infrastructure failure (e.g. inability to catch the train)	48%	39%	50%	49%	48%	48%	50%
Floods	34%	22%	40%	41%	31%	33%	44%
Heatwaves	23%	24%	24%	16%	26%	23%	25%
Disease pandemic	17%	12%	18%	12%	20%	18%	6%
Terror attack	11%	7%	12%	10%	11%	10%	19%
Base	168	59	101	51	117	152	16

Q6. Lithgow City Council is developing a resilience strategy and has identified the following shocks and stresses that may impact the community. Shocks are sudden, sharp events that threaten the immediate wellbeing of a city. Stresses are everyday life pressures. How concerned are you about the following?

Concern for Short-term / Sudden Events

'Concerned / Very concerned (T2B) %'	Area			Identifies as living with disability	
	Lithgow	Rural	Wallerawang/ Portland	Yes	No
Bushfires	86%	94%	71%	86%	86%
Lack of electricity (energy security)	54%	48%	54%	59%	51%
Lack of water (water security)	53%	52%	46%	55%	51%
Infrastructure failure (e.g. inability to catch the train)	54%	38%	46%	41%	49%
Floods	46%	21%	18%	41%	33%
Heatwaves	17%	40%	14%	23%	23%
Disease pandemic	15%	25%	11%	9%	18%
Terror attack	9%	13%	14%	23%	9%
Base	92	48	28	22	146

Q6. Lithgow City Council is developing a resilience strategy and has identified the following shocks and stresses that may impact the community. Shocks are sudden, sharp events that threaten the immediate wellbeing of a city. Stresses are everyday life pressures. How concerned are you about the following?

Concern for Everyday Pressures

'Concerned / Very concerned (T2B) %'	Overall	Gender		Age		Ratepayer status	
		Male	Female	Under 50	50+	Ratepayer	Non-ratepayer
Demand on our roads	86%	83%	86%	84%	86%	86%	88%
Inadequate investment in critical infrastructure	86%	85%	86%	80%	89%	87%	81%
Limited capacity of local councils	78%	83%	75%	71%	81%	78%	81%
Lack of opportunities for young people	76%	76%	76%	71%	79%	74%	94%
Demand on our health services	75%	56%	84%	67%	79%	74%	88%
Employment diversity	67%	71%	67%	69%	67%	67%	69%
Domestic violence	62%	51%	66%	51%	67%	61%	75%
Declining social cohesion	60%	56%	62%	57%	62%	59%	69%
Lack of community services	52%	47%	53%	51%	53%	53%	50%
Housing affordability	49%	41%	54%	61%	44%	46%	75%
Food security	39%	34%	38%	35%	40%	38%	44%
Inequality	38%	31%	40%	33%	40%	38%	38%
Things to do – after work or weekends	35%	31%	35%	59%	25%	34%	50%
Time away from family – commuting	32%	29%	33%	51%	24%	33%	25%
Base	168	59	101	51	117	152	16

Q6. Lithgow City Council is developing a resilience strategy and has identified the following shocks and stresses that may impact the community. Shocks are sudden, sharp events that threaten the immediate wellbeing of a city. Stresses are everyday life pressures. How concerned are you about the following?

Concern for Everyday Pressures

'Concerned / Very concerned (T2B) %'	Area			Identifies as living with disability	
	Lithgow	Rural	Wallerawang/ Portland	Yes	No
Demand on our roads	84%	90%	86%	77%	87%
Inadequate investment in critical infrastructure	89%	81%	86%	82%	87%
Limited capacity of local councils	78%	75%	82%	73%	79%
Lack of opportunities for young people	82%	63%	82%	77%	76%
Demand on our health services	77%	63%	89%	77%	75%
Employment diversity	79%	50%	57%	68%	67%
Domestic violence	61%	69%	54%	68%	61%
Declining social cohesion	63%	48%	71%	73%	58%
Lack of community services	58%	40%	57%	68%	50%
Housing affordability	54%	38%	50%	59%	47%
Food security	42%	38%	29%	27%	40%
Inequality	37%	38%	43%	50%	36%
Things to do – after work or weekends	46%	17%	32%	23%	37%
Time away from family – commuting	34%	25%	39%	32%	32%
Base	92	48	28	22	146

Q6. Lithgow City Council is developing a resilience strategy and has identified the following shocks and stresses that may impact the community. Shocks are sudden, sharp events that threaten the immediate wellbeing of a city. Stresses are everyday life pressures. How concerned are you about the following?

Support in a Crisis

	Overall	Gender		Age		Ratepayer status	
		Male	Female	Under 50	50+	Ratepayer	Non-ratepayer
Family member	74%	73%	76%	82%	70%	74%	75%
Friend	67%	76%	61%	55%	73%	68%	63%
Neighbour	56%	61%	54%	41%	62%	58%	38%
Health, medical, legal or professional service	32%	31%	34%	16%	39%	34%	19%
Local council or other government service	23%	24%	23%	14%	27%	23%	25%
Community, charity or religious organisation	21%	25%	19%	22%	21%	22%	13%
Work colleague	17%	27%	13%	20%	16%	17%	19%
Other	4%	8%	0%	4%	3%	4%	0%
None of these	4%	3%	5%	8%	3%	3%	19%
Base	168	59	101	51	117	152	16

Support in a Crisis

	Area			Identifies as living with disability	
	Lithgow	Rural	Wallerawang/ Portland	Yes	No
Family member	76%	75%	64%	64%	75%
Friend	61%	79%	68%	23%	74%
Neighbour	50%	67%	57%	41%	58%
Health, medical, legal or professional service	38%	21%	32%	45%	30%
Local council or other government service	26%	19%	21%	18%	24%
Community, charity or religious organisation	27%	10%	21%	23%	21%
Work colleague	18%	17%	14%	9%	18%
Other	1%	4%	11%	5%	3%
None of these	7%	0%	4%	14%	3%
Base	92	48	28	22	146

Council's Response to Climate Change

'Agree / Strongly agree (T2B) %'	Overall	Gender		Age		Ratepayer status	
		Male	Female	Under 50	50+	Ratepayer	Non-ratepayer
I think there is a risk that some climate adaptation actions are being hijacked by vested interest groups	65%	61%	67%	51%	71%	64%	75%
I feel that there are far more pressing considerations for Council at this time	51%	61%	45%	45%	53%	50%	56%
I feel sufficiently informed about the decision process	10%	10%	10%	12%	9%	10%	6%
I feel that there is clear leadership in determining what needs to be done	7%	12%	4%	6%	7%	7%	6%
Base	168	59	101	51	117	152	16

'Agree / Strongly agree (T2B) %'	Area			Identifies as living with disability	
	Lithgow	Rural	Wallerawang/Portland	Yes	No
I think there is a risk that some climate adaptation actions are being hijacked by vested interest groups	64%	65%	68%	59%	66%
I feel that there are far more pressing considerations for Council at this time	48%	48%	64%	55%	50%
I feel sufficiently informed about the decision process	14%	4%	4%	9%	10%
I feel that there is clear leadership in determining what needs to be done	7%	4%	11%	0%	8%
Base	92	48	28	22	146

Support for Sustainable Recovery Projects and Initiatives

'Concerned / Very concerned (T2B) %'	Overall	Gender		Age		Ratepayer status	
		Male	Female	Under 50	50+	Ratepayer	Non-ratepayer
Provision of access to clean, safe water	92%	93%	91%	92%	92%	93%	88%
Promoting local employment	91%	93%	90%	86%	93%	91%	94%
Improve access to health services and precincts	91%	86%	94%	90%	91%	91%	94%
Equity in access to quality education	85%	80%	87%	86%	85%	85%	87%
Build community capacity	80%	81%	79%	77%	82%	81%	75%
Investment in sustainable farming/agricultural practices	79%	75%	80%	76%	80%	78%	81%
Support people to work closer to home	76%	72%	79%	84%	73%	79%	50%
Promoting sustainable transport, including walking and cycling	73%	75%	71%	72%	73%	73%	75%
Advocate for affordable housing for everyone	70%	58%	77%	72%	70%	71%	69%
Develop sustainable tourism	69%	70%	70%	69%	70%	70%	63%
Develop more green spaces	65%	59%	69%	60%	68%	66%	56%
Explicit progress on gender parity	62%	51%	69%	60%	63%	61%	73%
Investment in renewable energy & infrastructure	59%	54%	59%	55%	61%	61%	44%
Limited urban expansion	54%	59%	53%	44%	58%	55%	38%
Base	168	59	101	51	117	152	16

Base: Total - 'Don't know' responses have been excluded

Q10. I'm now going to read out a list of some projects and initiatives that could be implemented for Australia to promote a sustainable recovery after extended drought periods, natural disaster or pandemic. Council may be directly involved in providing these initiatives, or it may lobby other levels of government for their support. For each one, please rate your level of support.

Support for Sustainable Recovery Projects and Initiatives

'Concerned / Very concerned (T2B) %'	Area			Identifies as living with disability	
	Lithgow	Rural	Wallerawang/ Portland	Yes	No
Provision of access to clean, safe water	92%	91%	93%	91%	92%
Promoting local employment	93%	83%	96%	91%	91%
Improve access to health services and precincts	91%	87%	96%	95%	90%
Equity in access to quality education	88%	77%	89%	90%	84%
Build community capacity	81%	78%	81%	86%	79%
Investment in sustainable farming/agricultural practices	77%	83%	79%	68%	80%
Support people to work closer to home	79%	70%	77%	68%	77%
Promoting sustainable transport, including walking and cycling	80%	68%	57%	64%	74%
Advocate for affordable housing for everyone	73%	59%	81%	80%	69%
Develop sustainable tourism	73%	67%	62%	81%	68%
Develop more green spaces	68%	65%	59%	68%	65%
Explicit progress on gender parity	62%	61%	63%	68%	61%
Investment in renewable energy & infrastructure	59%	66%	50%	55%	60%
Limited urban expansion	44%	77%	46%	41%	56%
Base	92	48	28	22	146

Base: Total - 'Don't know' responses have been excluded

Q10. I'm now going to read out a list of some projects and initiatives that could be implemented for Australia to promote a sustainable recovery after extended drought periods, natural disaster or pandemic. Council may be directly involved in providing these initiatives, or it may lobby other levels of government for their support. For each one, please rate your level of support.



Questionnaire

Appendix 2

**Lithgow City Council – Community Strategic Plan
Survey 2024**

Good morning/afternoon/evening, my name is _____ and I'm calling on behalf of Lithgow City Council from a company called Micromex. Lithgow Council wants to ensure that it is focused on the issues that matter most to the local community. The survey will take up to 15 minutes, would you be able to assist us please?

QA1. Before we start, can I please confirm that you do live in the Council area?

Position	Answers	Notes
1	Yes	Continue
2	No	Terminate

Q1. Which suburb, town or village do you live nearest to?

Rural North– Quota 40

Position	Answers	Ward
1	Ben Bullen	
2	Blackman's Flat	
3	Bogee	
4	Capertee	
5	Clarence	
6	Cullen Bullen	
7	Dargan	
8	Dunville Loop	
9	Glen Alice	
10	Glen Davis	
11	Marrangaroo	
12	Palmer's Oak	
13	Round Swamp	
14	Springvale	
15	Upper Nile	
16	Wolgan Valley/Newnes	

Rural South – Quota 40

Position	Answers	Ward
1	Ganbenang	
2	Good Forest	
3	Hampton	
4	Hartley	
5	Hartley Vale	
6	Kanimbla	
7	Little Hartley	
8	Lowther	
9	Megalong	
10	Rydal	
11	Sodwalls	
12	Tarana	

Lithgow – Quota 230

Position	Answers	Ward
1	Bowenfels	
2	Cobar Park	
3	Corney Town	
4	Doctors Gap	
5	Hermitage Flat	
6	Lithgow	
7	Littleton	
8	McKellars Park	
9	Morts Estate	
10	Oakey Park	
11	Pottery Estate	
12	Sheedys Gully	
13	South Bowenfels	
14	South Littleton	
15	State Mine Gully	
16	Vale of Clwydd	

Wallerawang – Quota 45

Position	Answers	Ward
1	Lidsdale	
2	Wallerawang	

Portland – Quota 45

Position	Answers	Ward
1	Pipers Flat	
2	Portland	

Section A – Priority Issues

Q2a. What do you love most about living in the Lithgow LGA?

Position	Answers	Notes
1		3 lines

Q2b. And what would you like to change about living in Lithgow LGA?

Position	Answers	Notes
1		3 lines

Q2c. Thinking of the next 10 years, what do you believe will be the highest priority issues for our community?

Position	Answers	Notes
1		3 lines

Section B – Living in Lithgow LGA

Q3a. Overall, how would you rate the quality of life you have living in the Lithgow City Council area? Prompt (SR)

Position	Answers	Notes
1	Excellent	
2	Very good	
3	Good	
4	Fair	
5	Poor	
6	Very poor	

Q3b. In this section I will read out a number of statements. For each of these could you please indicate your level of agreement with each statement? The scale is from 1 to 5, where 1 strongly disagree and 5 is strongly agree. Prompt

Value	Answers	Notes
5	Strongly agree	
4	Agree	
3	Neither agree not disagree	
2	Disagree	
1	Strongly disagree	
99	Don't know	

Roads and Transport

Position	Answers	Notes
1	Public transport is adequate for your needs	
2	Lithgow is a safe area for pedestrians	
3	Lithgow is a safe area for cyclists	
4	Our roads are safe for motorists	

Community Safety

Position	Answers	Notes
1	You feel safe during the day	
2	You feel safe during the night	
3	You feel safe using public facilities	
4	Police services in the Lithgow LGA are responsive and effective	

Infrastructure and Development

Position	Answers	Notes
1	Shops and services in shopping areas meet residents' needs	
2	New developments are helping to preserve an attractive urban landscape and protect heritage	
3	Water infrastructure is reliable and meets the needs of our community	
4	Sewer infrastructure is reliable and meets the needs of our community	

The Natural Environment

Position	Answers	Notes
1	The natural environment is respected	
2	Our natural environment is retaining its beauty	

Services and Facilities

Position	Answers	Notes
1	There is a good range of leisure and recreation opportunities	
2	Sporting facilities in the area meet your needs	
3	Living in Lithgow gives you a sense of living in a community	
4	There is a good range of community groups and support networks for residents	
5	The cost of living in the Lithgow LGA is affordable for you	
6	Our heritage since European settlement is valued and preserved	
7	Quality education is available and accessible in the LGA	
8	There is a good range of opportunities for cultural and artistic activities and expression	
9	Our indigenous heritage is valued and preserved	

Planning and Decision Making

Position	Answers	Notes
1	Council adequately considers community concerns and views in making decisions	
2	Information about Council and its decisions is clear and accessible	
3	Council is focused on the future and plans well to help secure the community's long-term future	

Health

Position	Answers	Notes
1	Hospitals, medical and mental health services in the LGA are accessible and of good quality	
2	Healthy lifestyle opportunities are available in the Lithgow LGA as often as you would like	
3	Living in the Lithgow LGA provides you and your family with opportunities	

Economic Development Growth

Position	Answers	Notes
1	The local economy is ready for the future	
2	There is sufficient planning for local economic growth and development	
3	The Lithgow Council encourages and supports a diverse range of industries and businesses	
4	The local economy provides a wide range of work opportunities	
5	You feel able to afford a reasonable standard of housing in this area	
6	Young people are likely to get a local, quality job in the future	

Section C Priorities for Council

Q4. I'm now going to read out a list of some projects and initiatives that could be implemented across the LGA over the coming years. Council may be directly involved in providing these initiatives, or it may lobby other levels of government for their support. For each one, please rate your level of support on a scale of 1 to 5, where 1 is not at all supportive and 5 is very supportive.

Randomise

Value	Answers	Notes
5	Very supportive	
4	Supportive	
3	Somewhat supportive	
2	Not very supportive	
1	Not at all supportive	
99	Can't say	

Position	Answers	Notes
1	Efforts should be increased to attract more tourism to the LGA	
2	Main Street in Lithgow should be revitalised whilst maintaining its heritage look and feel	
3	Attract larger retailers to the area	
4	Develop more education opportunities for young families in the area	
5	Develop more employment opportunities for young families in the area	
6	More support for local volunteer groups	
7	Increased mental health services and support	
8	Increased aged care services and support	
9	Improved rail services	
10	More community activities and events, such as Halloween	
11	Increased youth services and support	

Section C – Resilience

It has been a challenging time for our community over the last few years. We have faced, fires floods and Covid.

Q5. Which of the following environmental issues have you experienced while living in your local area over the last 2 years? Please answer yes or no as I read each one. (MR) Prompt

Position	Answers	Notes
1	Extreme weather events	
2	Poor air quality	
3	Loss of flora and fauna	
4	Waste, rubbish and dirty streets	
5	None of these	

Q6. Lithgow City Council is developing a resilience strategy and has identified the following shocks and stresses that may impact the community. Shocks are sudden, sharp events that threaten the immediate wellbeing of a city. Stresses are everyday life pressures. How concerned are you about the following? Please rate on a scale of 1 to 5, where 1 is not at all concerned and 5 is very concerned. Prompt

Value	Answers	Notes
5	Very concerned	
4	Concerned	
3	Somewhat concerned	
2	Not very concerned	
1	Not at all concerned	

Short-term/Sudden Events

Position	Answers	Notes
1	Heatwave	
2	Bushfire	
3	Flood	
4	Lack of water (water security)	
5	Lack of electricity (energy security)	
6	Disease pandemic	
7	Infrastructure failure (e.g. inability to catch the train)	
8	Terror attack	

Everyday Pressures

Position	Answers	Notes
1	Housing affordability	
2	Declining social cohesion	
3	Employment diversity	
4	Food security	
5	Inequality	
6	Lack of opportunities for young people	
7	Domestic violence	
8	Demand on our health services	
9	Demand on our roads	
10	Limited capacity of local councils	
11	Lack of community services	
12	Inadequate investment in critical infrastructure	
13	Time away from family – commuting	
14	Things to do – after work or weekends	

Q7. Considering the most significant shocks and stressors to you, how prepared do you feel you and/or your family are to respond? Please rate on a scale of 1 to 5, where 1 is not at all prepared, and 5 is very prepared?

Value	Answers	Notes
5	Very prepared	
4	Prepared	
3	Somewhat prepared	
2	Not very prepared	
1	Not at all prepared	

Q8. Who could you ask for support in a crisis? Please answer yes or no as I read each one. MR Prompt

Position	Answers	Notes
1	Neighbour	
2	Family member	
3	Work colleague	
4	Community, charity or religious organisation	
5	Local council or other government service	
6	Health, medical, legal or professional service	
7	Other	Go to Q8i

Q8i. Other specify.

Position	Answers	Notes
1		5 lines

Q9. As a response to climate change, Council is looking to alter some policies and programs. Please rate how strongly you agree, or disagree, with each of the following statements. Ratings are on a scale of 1-5, where 1 is strongly disagree and 5 is strongly agree.

Value	Answers	Notes
5	Strongly agree	
4	Agree	
3	Neither agree nor disagree	
2	Disagree	
1	Strongly disagree	
99	Don't know	

Position	Answers	Notes
1	I feel sufficiently informed about the decision process	
2	I feel that there is clear leadership in determining what needs to be done	
3	I think there is a risk that some climate adaptation actions are being hijacked by vested interest groups	
4	I feel that there are far more pressing considerations for Council at this time	

Q10. I'm now going to read out a list of some projects and initiatives that could be implemented for Australia to promote a sustainable recovery after extended drought periods, natural disaster or pandemic. Council may be directly involved in providing these initiatives, or it may lobby other levels of government for their support. For each one, please rate your level of support on a scale of 1 to 5, where 1 is not at all supportive and 5 is very supportive.

Randomise

Value	Answers	Notes
5	Very supportive	
4	Supportive	
3	Somewhat supportive	
2	Not very supportive	
1	Not at all supportive	
99	Can't say	

Position	Answers	Notes
1	Provision of access to clean, safe water	
2	Promoting local employment	
3	Equity in access to quality education	
4	Investment in renewable energy and infrastructure	
5	Promoting sustainable transport, including walking and cycling	
6	Investment in sustainable farming/agricultural practices	
7	Explicit progress on gender parity (i.e. Bridging the pay gap, encouraging more women in profile roles and promoting equal opportunity)	
8	Limited urban expansion (i.e. Limiting development to our towns and villages, so we can retain our rural areas)	
9	Advocate for affordable housing for everyone	
10	Develop more green spaces	
11	Improve access to health services and precincts	
12	Support people to work closer to home	
13	Develop sustainable tourism	
14	Build community capacity (i.e. Creating opportunities for local skills development and lifelong learning to ensuring our community can cope with stresses and shocks such as, natural disasters and economic downturns)	

Section E – Demographic & Profiling Questions

Finally, some questions about you...

Q11a. Please stop me when I read out your age group. Prompt

Position	Answers	Notes
1	18 - 34	
2	35 - 49	
3	50 - 64	
4	65 +	
5	Refused	

Q11b. Which of the following best describes the house where you are currently living? Prompt

Position	Answers	Notes
1	I/We own/are currently buying this property	
2	I/We currently rent this property	

Q11c. What is your identified gender?

Position	Answers	Notes
1	Male	
2	Female	
3	Other	
4	Prefer not to say	

Q11d. Do you identify as living with disability?

Position	Answers	Notes
1	Yes	
2	No	

Q11e. Are you a carer to person with disability?

Position	Answers	Notes
1	Yes	
2	No	

As a participant in this research, you may be invited to participate in further community consultation, such as face to face focus groups, about specific issues.

At this stage we are developing a register of interest for future consultations.

Q12a. Are you interested in registering to participate in future consultation activities?

Position	Answers	Notes
1	Yes	
2	No	(Go to end)

Q12b. May I please confirm your contact details?

Position	Answers	Notes
1	First name	1 line
2	Surname	1 line
3	Email	1 line
4	Telephone	1 line

Thank you for your time and assistance. This market research is carried out in compliance with the Privacy Act, and the information you provided will be used only for research purposes. Just to remind you, I am calling from Micromex Research on behalf of Lithgow Council (if respondent wants our number, it is 1800 639 599 – Council Contact is Deborah McGrath on 6354 9999).



micromex
research

Telephone: (02) 4352 2388

Web: www.micromex.com.au

Email: stu@micromex.com.au